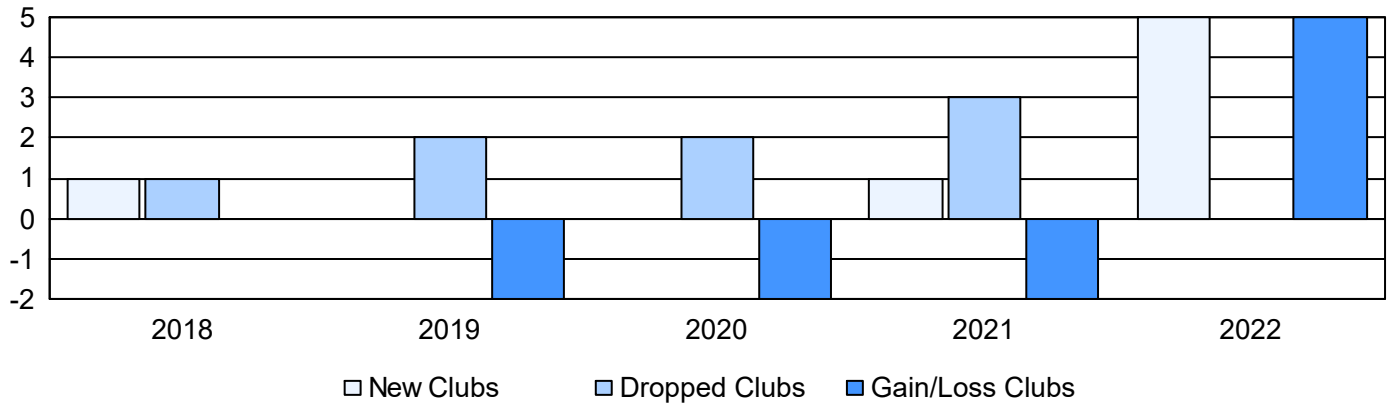
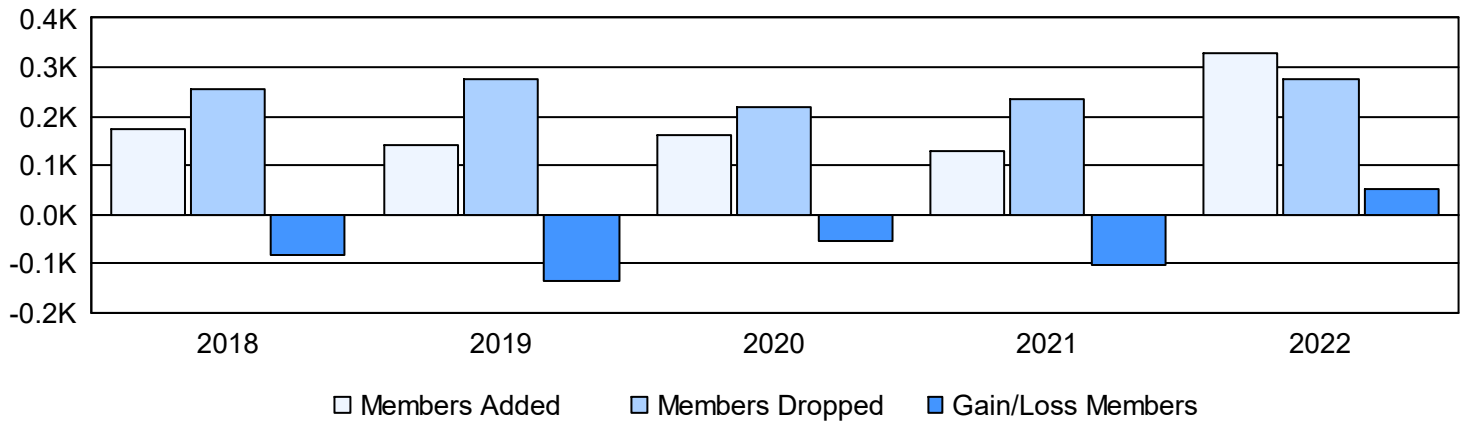


| Year           | New Clubs | Dropped Clubs | Gain/ Loss Clubs | New Members | Charter Members | Reinstate Members | Transfer Members | Total Member Added | Total Members Dropped | Gain/ Loss Members |
|----------------|-----------|---------------|------------------|-------------|-----------------|-------------------|------------------|--------------------|-----------------------|--------------------|
| 2017-2018      | 1         | 1             | 0                | 121         | 21              | 6                 | 25               | 173                | 255                   | -82                |
| 2018-2019      | 0         | 2             | -2               | 119         | 0               | 6                 | 17               | 142                | 277                   | -135               |
| 2019-2020      | 0         | 2             | -2               | 122         | 0               | 10                | 30               | 162                | 217                   | -55                |
| 2020-2021      | 1         | 3             | -2               | 81          | 21              | 16                | 13               | 131                | 236                   | -105               |
| 2021-2022      | 5         | 0             | 5                | 164         | 115             | 11                | 37               | 327                | 276                   | 51                 |
| <b>Average</b> | <b>1</b>  | <b>2</b>      | <b>0</b>         | <b>121</b>  | <b>31</b>       | <b>10</b>         | <b>24</b>        | <b>187</b>         | <b>252</b>            | <b>-65</b>         |

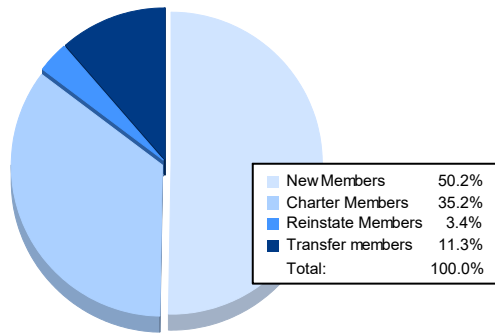
### Clubs



### Members



### Membership Composition June 2022 Cumulative



### Gender Composition June 2022 Cumulative

